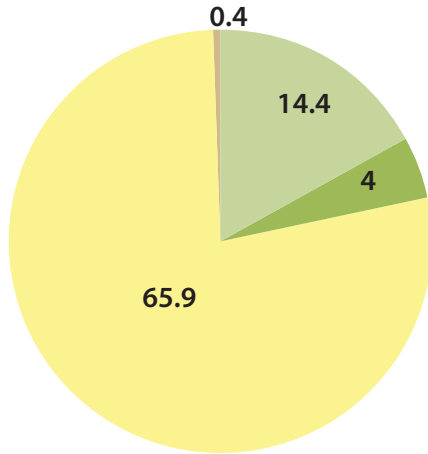
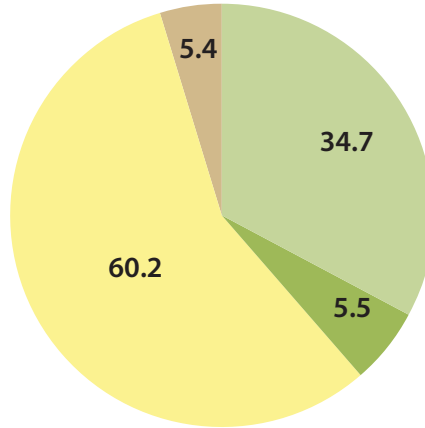


Adult migration; juvenile rearing and migration habitat



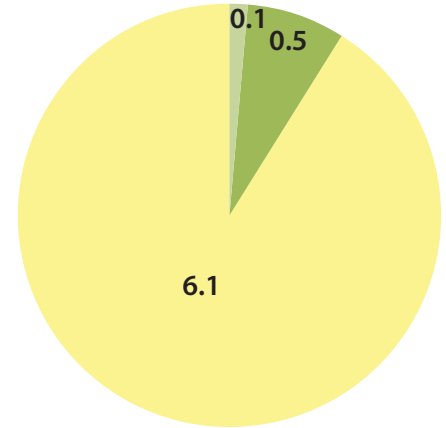
Total area= 84.7 linear miles

Adult spawning migration; juvenile rearing and migration habitat



Total area = 105.8 linear miles

Non-natal juvenile rearing habitat



Total area = 6.7 linear miles

Habitat Status (miles)



Figure 5-35. Central Valley Steelhead Habitat in the Plan Area with full BRCP Implementation